

V-2NF TYPE

SIZE: 1/4"~2"



Female × Male Screwed End STAINLESS STEEL

AISI-316 (EN10213-4 1.4408) (ASTM-A351-CF8M)

AISI-304 (EN10213-4 1.4308) (ASTM-A351-CF8)

CARBON STEEL

S-20C (EN10213-2 1.0619) (ASTM-A216-WCB)

FEATURES:

*Pipe thread in accordance with ANSI B2.1, BS 21 1973, DIN 259/2999, ISO 228, BSPP, BSPT

*Blow-out proof stem/Full port

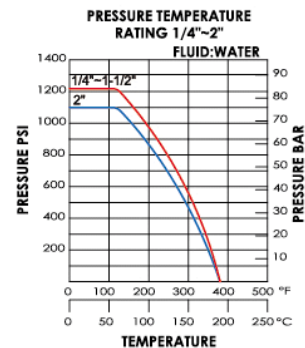
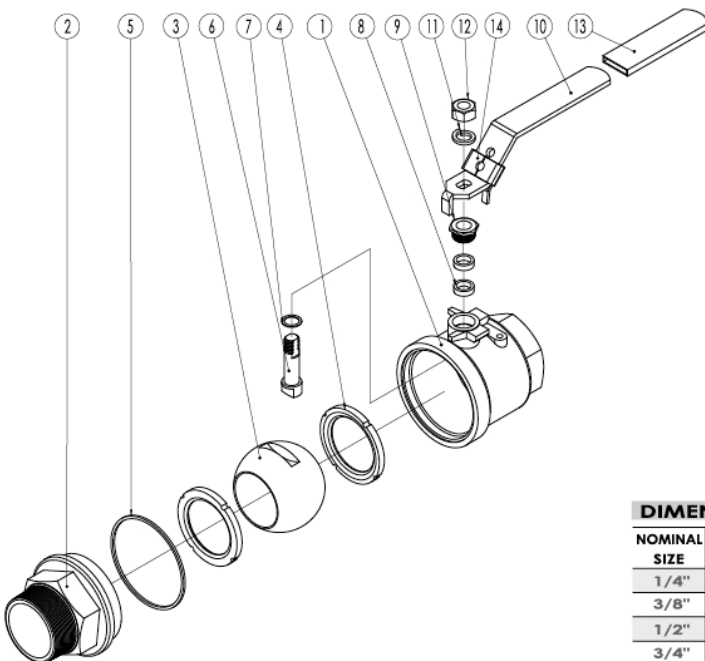
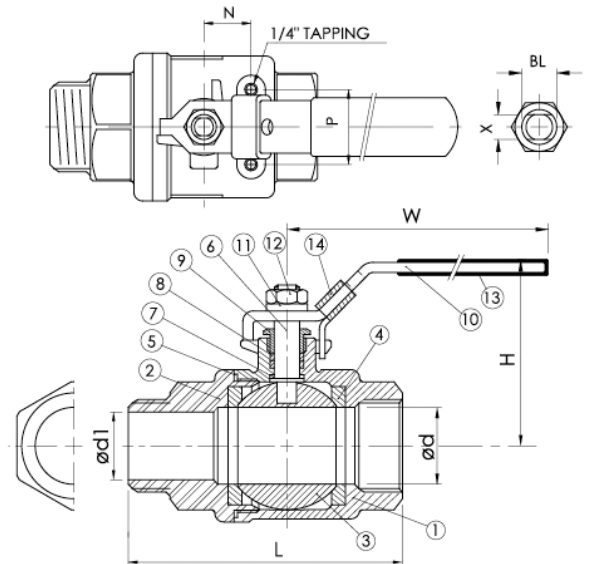
*Investment casting body and cap

*1000PSI (PN63) / **2000PSI (PN130)**

OPTION: Locking device

Drilling and Tapped Mounting Pad

ITEM	PARTS	Q.TY	MATERIALS	
1	BODY	1	ASTM-A351-CF8M	ASTM-A216-WCB
2	CAP	1	ASTM-A351-CF8M	ASTM-A216-WCB
3	BALL	1	ASTM-A351-CF8M	ASTM-A351-CF8
4	BALL SEAT	2	PTFE	PTFE
5	JOINT GASKET	1	PTFE	PTFE
6	STEM	1	AISI 316	AISI 316
7	THRUST WASHER	1	PTFE	PTFE
8	STEM PACKING	2	PTFE	PTFE
9	GLAND NUT	1	AISI 304	AISI 304
10	HANDLE	1	AISI 304 or AISI 430	AISI 304 or AISI 430
11	SPRING WASHER	1	AISI 304	AISI 304
12	STEM NUT	1	AISI 304	AISI 304
13	HANDLE SLEEVE	1	PLASTIC	PLASTIC
14	LOCK DEVICE	1	AISI 304 or AISI 430	AISI 304 or AISI 430



DIMENSIONS											UNIT:mm	
NOMINAL SIZE	ød	ød1	L	H	W	X	N	P	BL	Cv FACTOR	TORQUE kgf-cm	KG
1/4"	11.6	7.0	63.0	51	95	5.0	12.5	28.5	5/16"	6.6	40	0.28
3/8"	12.7	8.5	63.5	51	95	5.0	12.5	28.5	5/16"	7.9	40	0.28
1/2"	15.0	12.5	74.0	53	95	5.0	12.5	28.5	5/16"	11.2	54	0.36
3/4"	20.0	17.5	82.0	59	110	6.5	21.0	34.8	3/8"	21.0	74	0.58
1"	25.0	23.6	98.5	73	135	8.0	22.5	34.8	7/16"	35.0	104	0.90
1-1/4"	32.0	30.8	112.4	78	135	8.0	23.5	38.1	7/16"	57.0	135	1.38
1-1/2"	38.0	36.6	126.4	91	165	9.0	23.5	38.1	1/2"	80.0	180	2.16
2"	50.0	47.5	151.7	99	165	9.0	23.5	38.1	1/2"	148.0	250	3.38