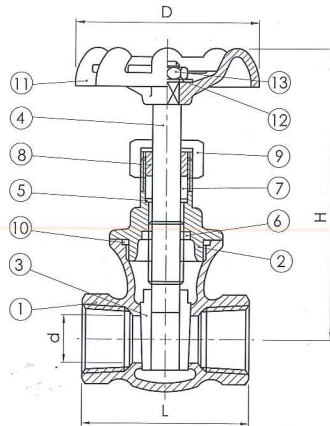





VT-GA CLASS 200 GATE VALVE

SIZE: 1/2"~2"



ITEM	PARTS	MATERIAL
1	BODY	ASTM--A351-CF8M
2	BONNET	ASTM--A351-CF8M
3	DISC	ASTM--A351-CF8M
4	STEM	AISI 316
5	STEM WASHER	AISI 316
6	SNAP WASHER	AISI 316
7	PACKING	PTFE
8	GLAND	AISI 316
9	PACKING NUT	ASTM--A351-CF8M
10	PACKING	PTFE
11	HAND WHEEL	CAST IRON
12	PLATE	ALUMINUM
13	WHEEL NUT	AISI 316

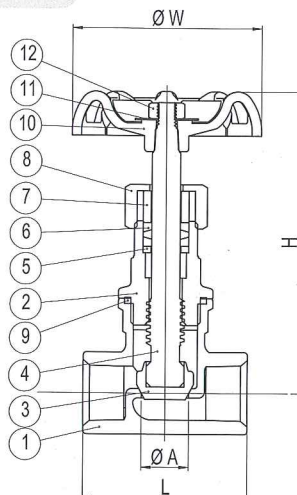

FEATURES:

- *Full port pressure temperature rating 200 PSI /W.O.G. 350°F S.P.
- *Threaded ends conform to ANSI B 2.1, BS 21, DIN 259/2999, ISO 228
- *Stainless steel class 200 inside screw and screwed bonnet, wedge disc integral seat, non-rising stem and handwheel.

SIZE	A	L	H	W
DN15	15	54	96	60
DN20	20	58	103	70
DN25	25	65	112	70
DN32	32	75	128	80
DN40	40	78	149	90
DN50	50	87	165	100
DN65	40	115	197	115
DN80	50	135	225	135

VT-GL CLASS 200 GLOBE VALVE

SIZE: 1/2"~2"



ITEM	PARTS	MATERIAL
1	BODY	ASTM-A351-CF8M
2	BONNET	ASTM-A351-CF8M
3	DISC	316 SS
4	STEM	316 SS
5	STEM WASHER	316 SS
6	STEM PACKING	TEFLON
7	SLEEVE	316 SS
8	PACKING NUT	ASTM-A351-CF8M
9	GASKET	TEFLON
10	HAND WHEEL	CAST IRON
11	NAME PLATE	ALUMINUM
12	WHEEL NUT	316 SS

FEATURES:

- *Full port pressure temperature rating 200 PSI /W.O.G. 350°F S.P.
- *Threaded ends conform to ANSI B 2.1, BS 21, DIN 259/2999, ISO 228
- *Stainless steel class 200 inside screw and screwed bonnet, swivel disc integral seat, rising stem and handwheel.

SIZE	A	L	H OPEN	W
DN10	10	52	108	60
DN12	12	52	108	60
DN15	15	52	108	60
DN20	20	60	118	70
DN25	25	72	130	80
DN32	32	80	150	90
DN40	40	90	160	100
DN50	50	106	178	115